

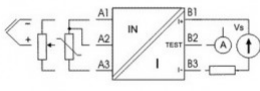
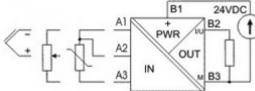




Temperature Transducers DIP configurable

TYPE	LXT-811-D	LXT-81U-D
Photo		
Schematic		
INPUT		
Resistance	0..1600 Ω	
Voltage	-5...140 mV	
RTD sensor	Pt100, Cu100, Ni100, Pt1000, user defined	
Thermocouple	B, J, K, N, R, S, user defined ¹	
Cold junction compensation (TC only)	automatic / 0°C	
Line compensation (RTD only)	automatic / 0°C	
OUTPUT		
2-wire current loop	4...20 mA	
Current output		0...5 mA / 4...20 mA / 0...20 mA
Voltage output		0...5 V / 0...10 V
POWER SUPPLY		
From current loop	<input checked="" type="checkbox"/>	<input checked="" type="checkbox"/>
Supply voltage range	10...30 VDC	24 VDC (20...30 VDC)
Power supply current		≤40 mA
OTHER		
Basic accuracy	≤0,1 %	
Sensor break signalization (max / min)	LED <input checked="" type="checkbox"/> / <input checked="" type="checkbox"/>	LED <input checked="" type="checkbox"/> / <input checked="" type="checkbox"/>
Sensor linearization	<input checked="" type="checkbox"/>	<input checked="" type="checkbox"/>
Reversed output	<input checked="" type="checkbox"/> ₁	<input checked="" type="checkbox"/>
Input signal filtration	<input checked="" type="checkbox"/>	<input checked="" type="checkbox"/>
Galvanic isolation	input / output	
Galvanic isolation (test)	1500 VAC	
Working temperature	0...70°C	
Protection (housing / teminals)	IP20 / IP20	
Mounting	DIN rail	
CONFIG		
Config	DIP switch	
OPTIONS		
One / two-channel	<input checked="" type="checkbox"/> / --	<input checked="" type="checkbox"/> / --

Other input / output ranges (on request)	<input checked="" type="checkbox"/> / --	<input checked="" type="checkbox"/> / <input checked="" type="checkbox"/>
DOCUMENTS		
Data sheet	 Download	 Download
¹according to the order		